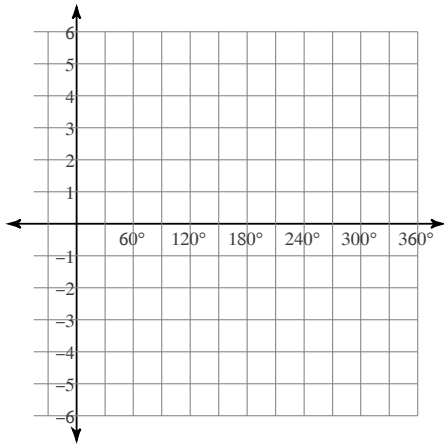


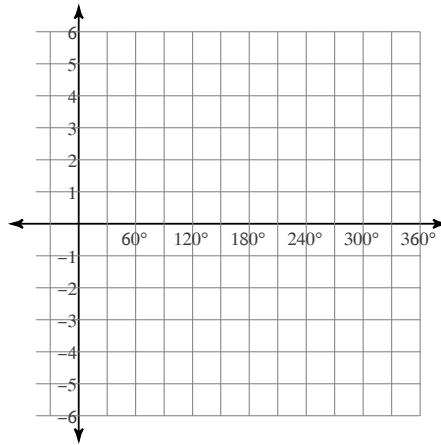
## Graphing Trig Functions

Using degrees, find the amplitude and period of each function. Then graph.

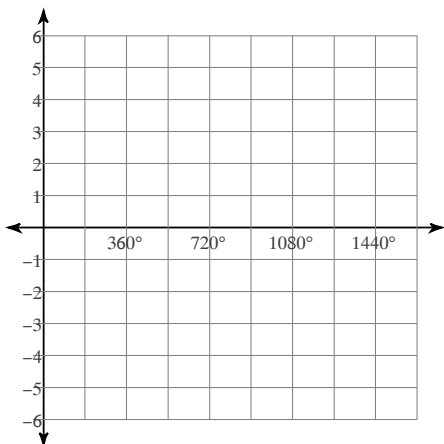
1)  $y = \sin 3\theta$



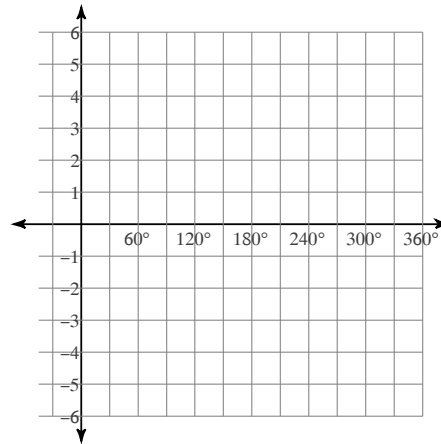
2)  $y = 4\cos 3\theta$



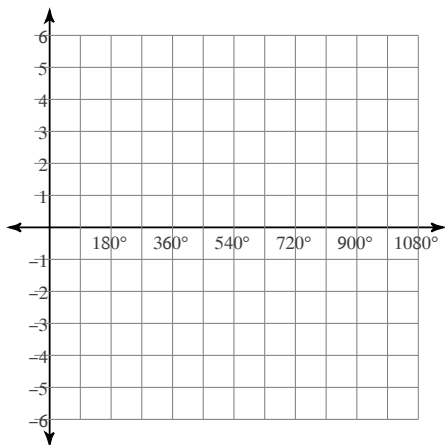
3)  $y = 2\sin \frac{\theta}{3}$



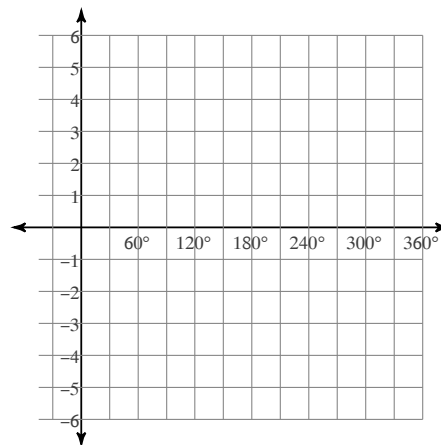
4)  $y = \tan 2\theta$



5)  $y = 3\cos \frac{\theta}{2}$

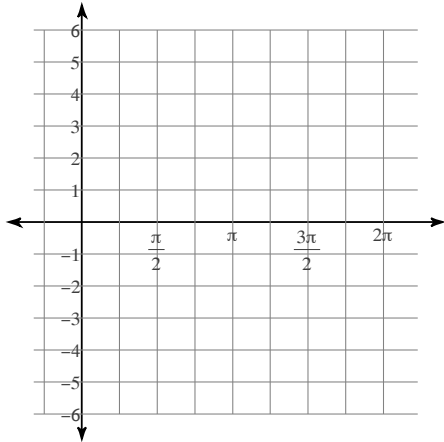


6)  $y = \frac{1}{2}\tan \theta$

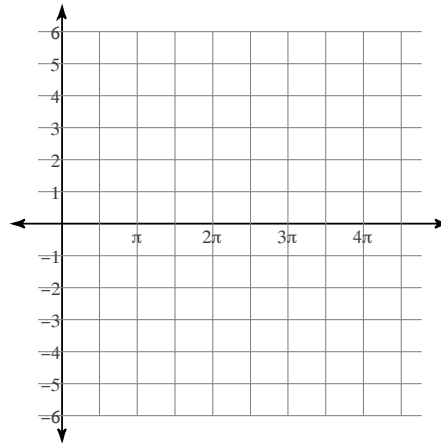


Using radians, find the amplitude and period of each function. Then graph.

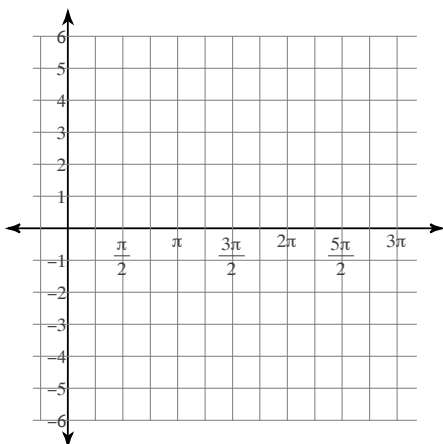
7)  $y = \sin 3\theta$



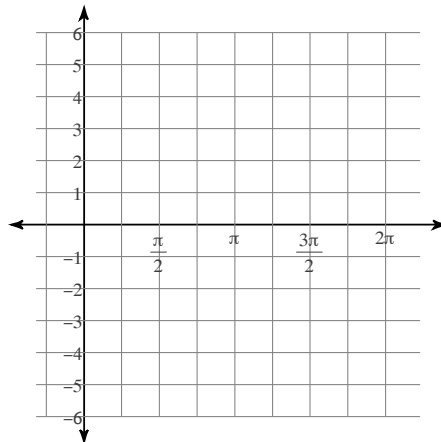
8)  $y = \frac{1}{2} \tan \frac{\theta}{3}$



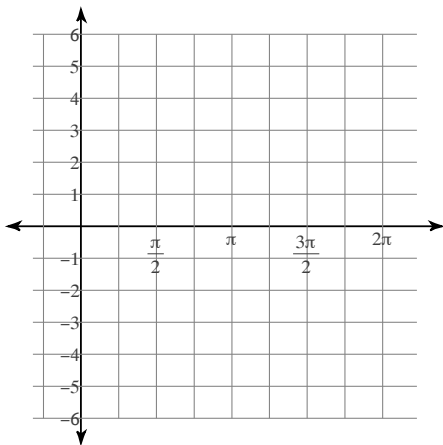
9)  $y = \frac{1}{2} \sec \theta$



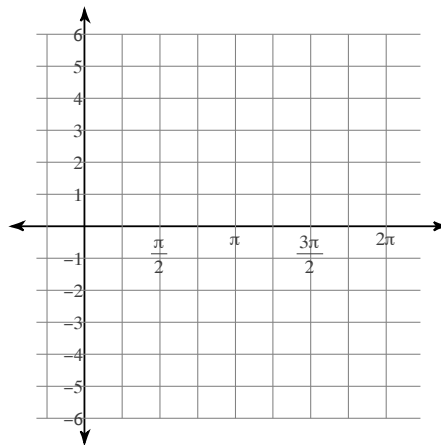
10)  $y = 2\cos 4\theta$



11)  $y = 2\csc 2\theta$



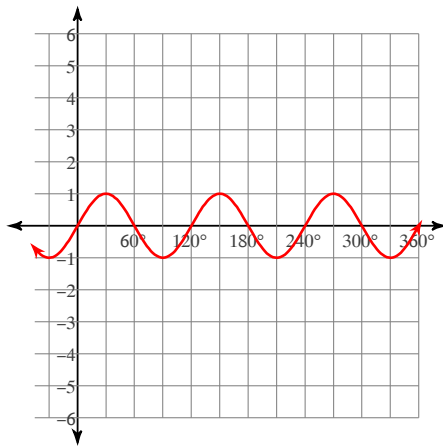
12)  $y = 2\cot 2\theta$



## Graphing Trig Functions

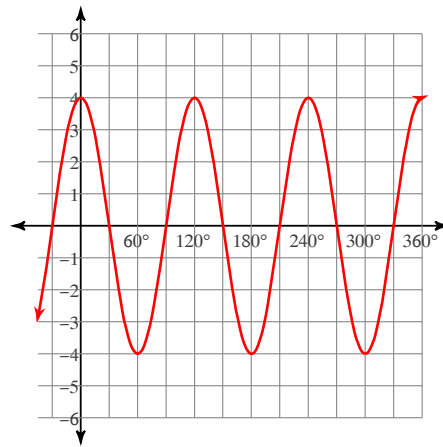
Using degrees, find the amplitude and period of each function. Then graph.

1)  $y = \sin 3\theta$



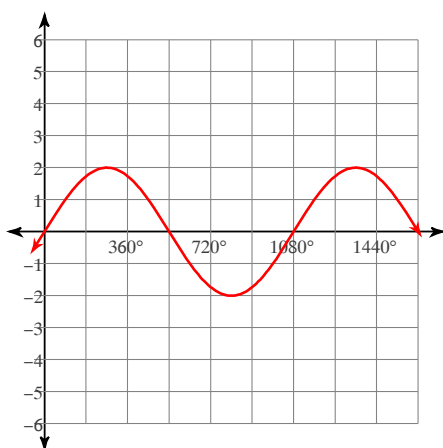
Amplitude: 1  
Period: 120°

2)  $y = 4\cos 3\theta$



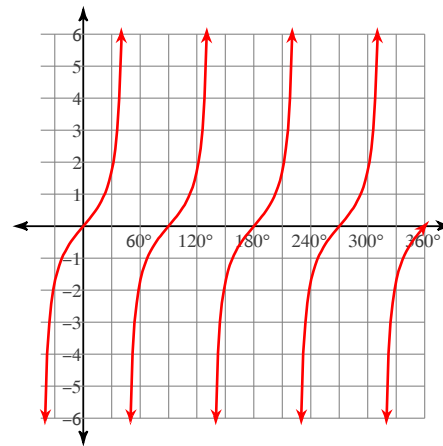
Amplitude: 4  
Period: 120°

3)  $y = 2\sin \frac{\theta}{3}$



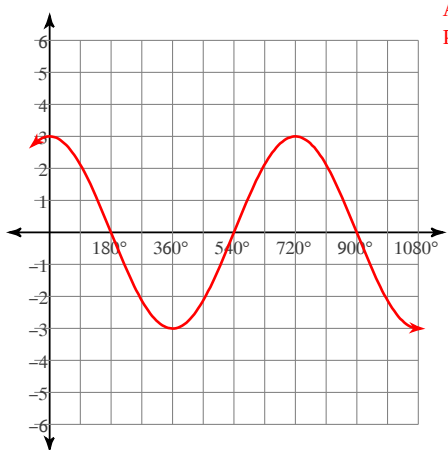
Amplitude: 2  
Period: 1080°

4)  $y = \tan 2\theta$



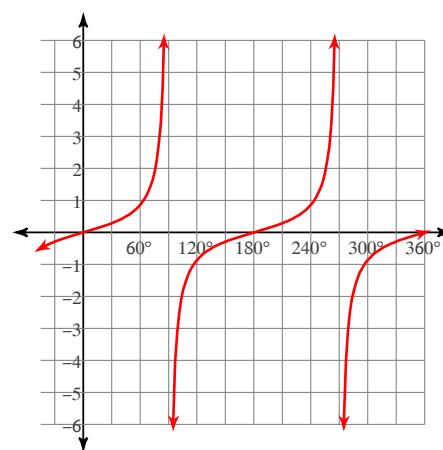
Amplitude: None  
Period: 90°

5)  $y = 3\cos \frac{\theta}{2}$



Amplitude: 3  
Period: 720°

6)  $y = \frac{1}{2}\tan \theta$

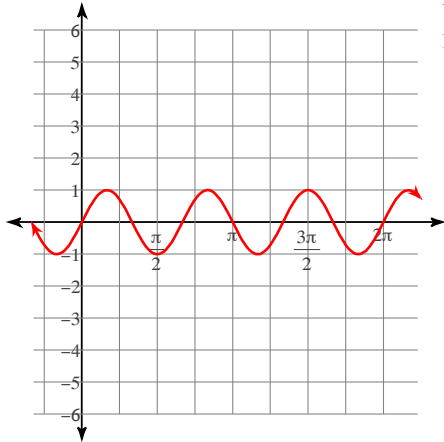


Amplitude: None  
Period: 180°

Using radians, find the amplitude and period of each function. Then graph.

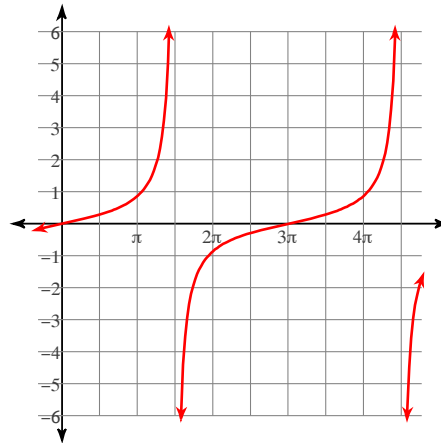
7)  $y = \sin 3\theta$

Amplitude: 1  
Period:  $\frac{2\pi}{3}$



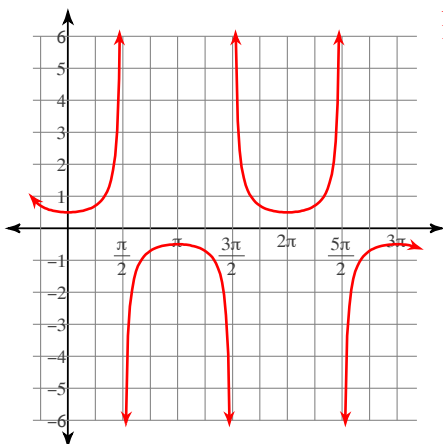
8)  $y = \frac{1}{2} \tan \frac{\theta}{3}$

Amplitude: None  
Period:  $3\pi$



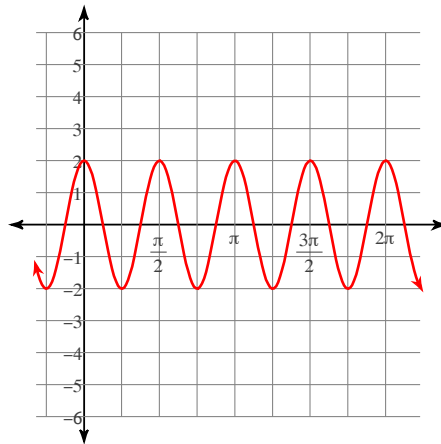
9)  $y = \frac{1}{2} \sec \theta$

Amplitude: None  
Period:  $2\pi$



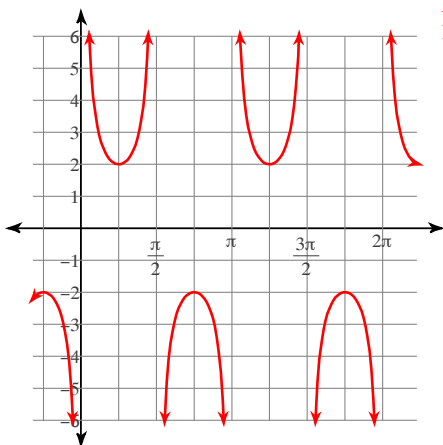
10)  $y = 2\cos 4\theta$

Amplitude: 2  
Period:  $\frac{\pi}{2}$



11)  $y = 2\csc 2\theta$

Amplitude: None  
Period:  $\pi$



12)  $y = 2\cot 2\theta$

Amplitude: None  
Period:  $\frac{\pi}{2}$

